


CAREFULLY READ THESE OPERATING INSTRUCTIONS BEFORE OPERATING THESE STILTS.

MODEL #05204 STILTS OPERATING INSTRUCTIONS

**RECOMMENDED FOR AGES 8-12 WITH MAXIMUM WEIGHT OF 125LBS/56KG.
AS WELL AS A MAXIMUM ARMPIT HEIGHT OF 50 INCHES/127CM.**

OVERVIEW: Operating stilts can be a very exciting and exhilarating activity. Like any new experience in life, be it walking, climbing, swimming, skiing etc, it is imperative to have proper supervision and assistance until such time the Operator has obtained an acceptable comfort level in the activity, before pursuing the activity unsupervised.

INSPECTION OF STILTS BEFORE EACH USE: Always inspect your stilts prior to each use for defects and missing parts. Defects can be caused by simply allowing the stilts to fall, by accidentally stepping on them when they are lying on an uneven surface etc. The slightest crack will make the stilts defective. Make sure every part is secure, complete, and in place. Check that the wing nuts are tight. An Adult can tighten the wing nuts by hand. Do not over tighten the wing nuts with a tool, over tightening can cause the foot block to crack. **DO NOT OPERATE #05204 STILTS UPON NOTICING MISSING PARTS OR DEFECTS!** If in doubt about the operational condition of the stilts, **DO NOT OPERATE THEM.**



PROPER PROTECTIVE EQUIPMENT: It is highly recommended that proper fitting, well maintained, protective equipment be worn while operating stilts. The Operator should consider a helmet, pads, footwear, etc to the point where the Operator is comfortable in operating stilts.

WEIGHT & HEIGHT LIMIT: 125 lbs/56kg maximum weight & 50 inches/127cm maximum armpit height.

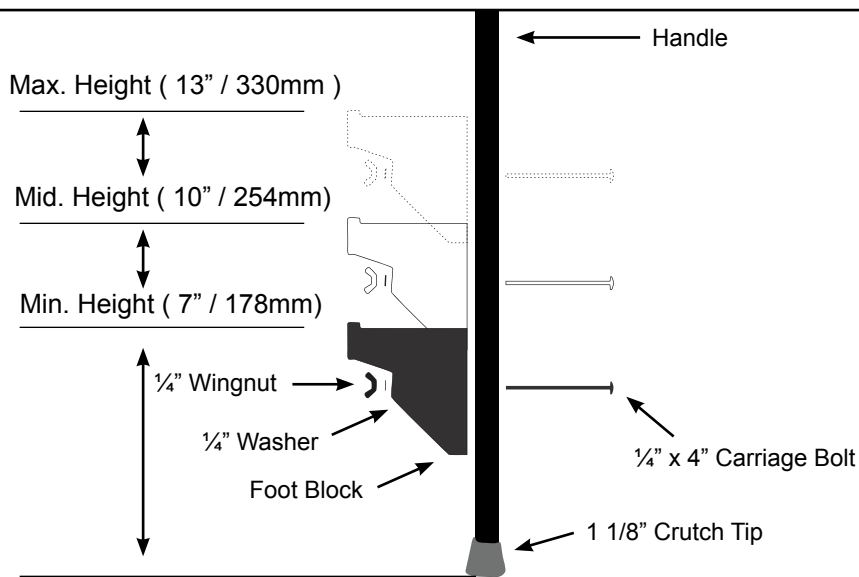
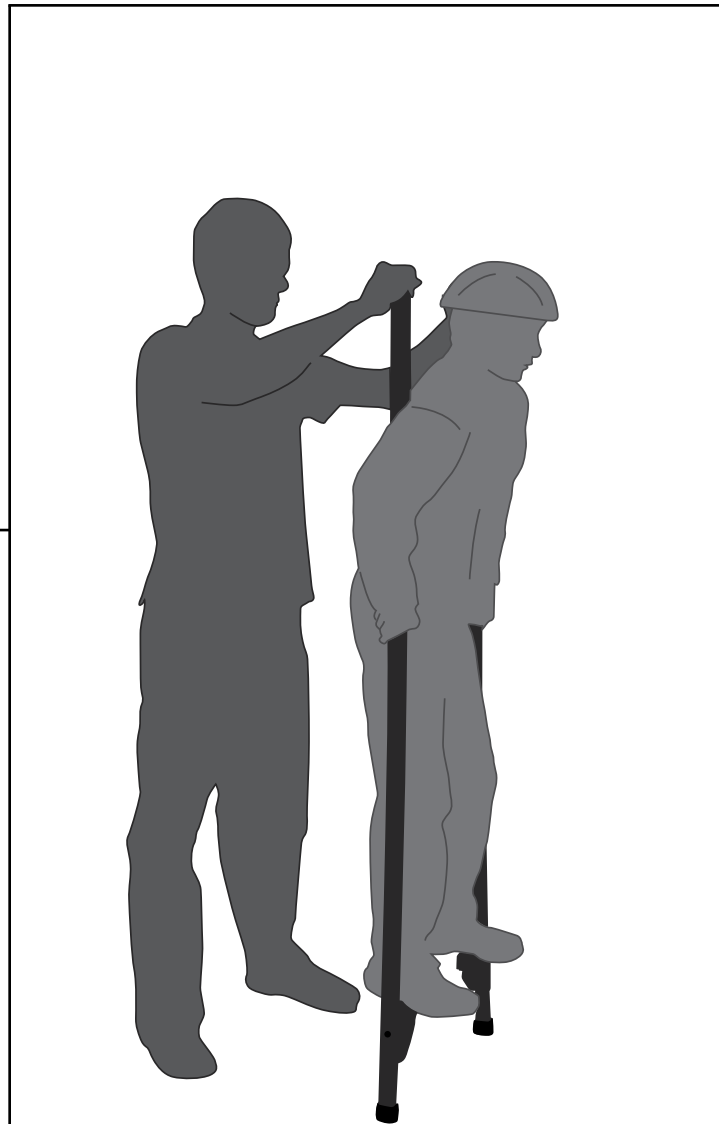
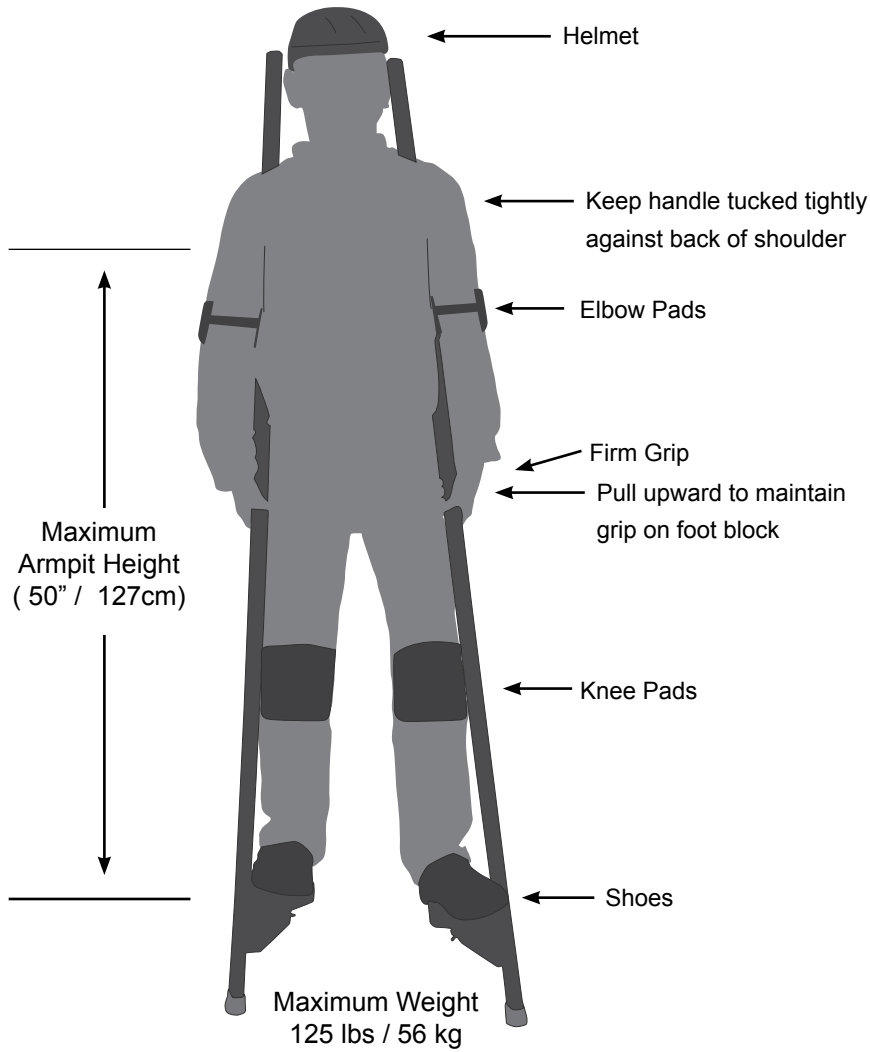
OPERATION: It is recommended to start with the stilts in their lowest setting (closest to the ground). Obtain the assistance of a responsible Adult until completely comfortable with the operation of #05204 Stilts. Always operate in open surroundings avoiding accidental contact with people or property. Check the ground conditions and do not operate on unsafe surfaces, for example, slippery, uneven, too soft, obstruction etc. It is important that the handles are tucked in behind the shoulders during operation (**see diagram on back of page**). Enjoy hours of refreshing exercise with your friends in a skill challenging activity!

WARNING: By reading and following these Operating Instructions the risk of accident/death is minimized however the Operator, Assistant and/or Supervisor need to understand it is impossible for the Manufacturer or Seller of #05204 Stilts to eliminate such risks, and operation of these stilts is done so by the Operator at his/her own choice and therefore assumes the consequences that may be encountered in the operation or intention to operate #05204 Stilts.

STORAGE: Store #05204 Stilts in a dry environment and store in upright position

REPLACEMENT PARTS: The hardware and rubber components are readily available at most major Hardware Stores. The wooden components are not available in parts.

Preparation



Parts and Settings

Getting Started